
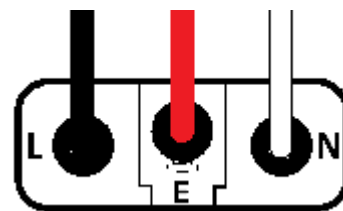


Wiring guide: Promatic Pigeon (Duraplug conversion)

Warning: Disconnect Battery (or Transformer) before working on trap wiring !



TRAP ONCE CONVERTED TO "DURAPLUG" CONNECTOR

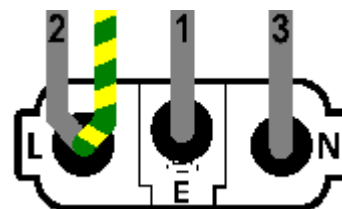
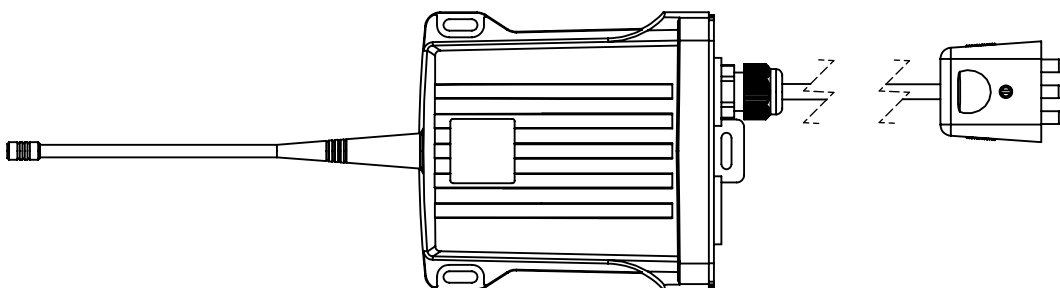


Wiring side of Socket

Pin L - Black (0v)
Pin E - Red (+12v)
Pin N - White (SW)

Note: Pin E may be marked \perp

PROMATIC RADIO (MODELS BUILT AFTER OCTOBER 2011)



Wiring side of Plug

Pin L - No. 2 & Green/Yellow
Pin E - No. 1
Pin N - No. 3

Note: Pin E may be marked \perp

RADIO FITTED WITH "DURAPLUG" OR "PERMAPLUG" CONNECTOR

Promatic International Ltd.
Hooton Road
Hooton
South Wirral
CH66 7PA
www.promatic.co.uk
Helpline: 44 (0)151 327 2220

Promatic Inc.
801, Mid America Drive,
Plattsburg,
MO 64477
USA
Website: www.promatic.biz
Helpline: 1 888 767 2529 (Toll free)

